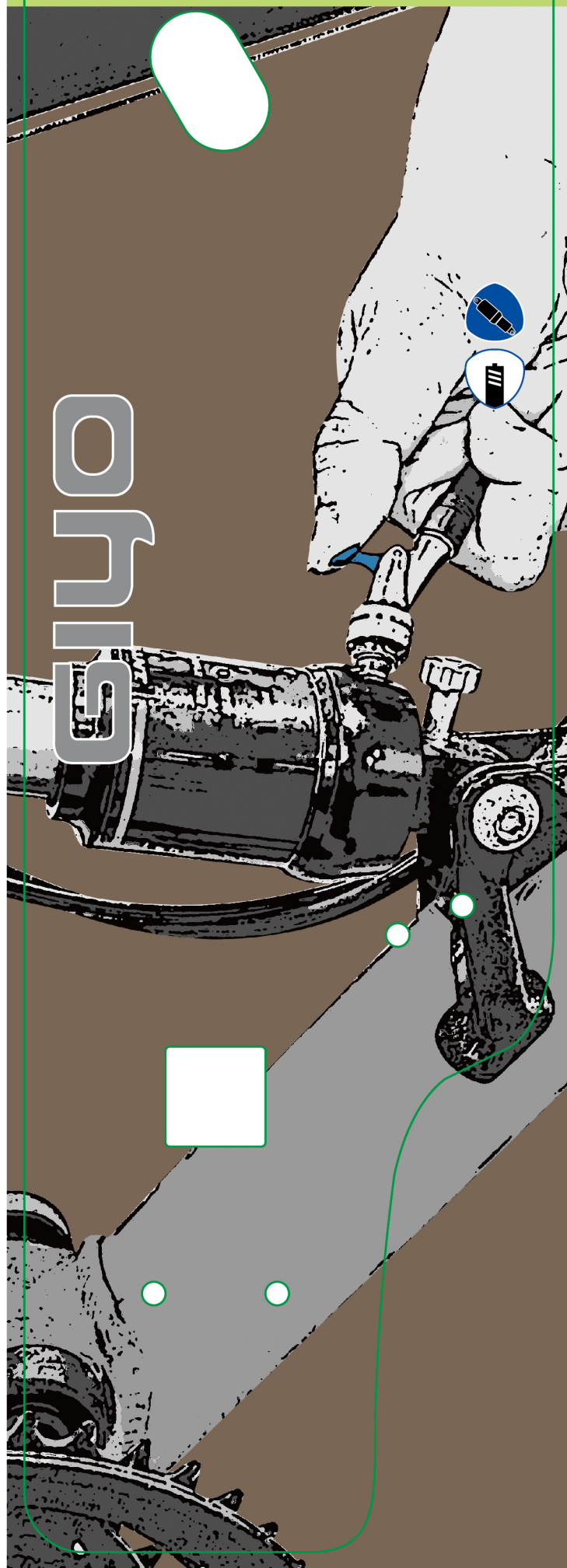


FOLDABLE SHOCK PUMP W/LEVER

MAX. 300PSI



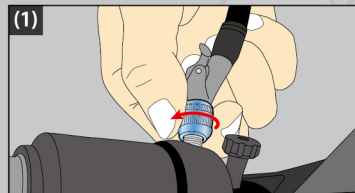
FOLDABLE SHOCK PUMP W/LEVER

MAX. 300PSI

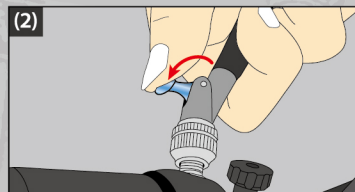
GS-02D 1.5" GAUGE
max. 300 psi

- Easy engaged Schrader valve with lever
- Soft 2-Tone handle
- Fit for both fork and rear suspension
- Non-scratch sealed rubber system on pump head
- Precise-adjust button 1~2PSI air pressure control for per push
- Rotary hose design

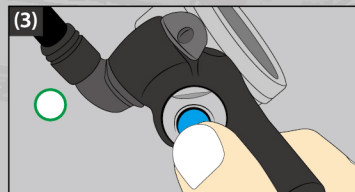
Instruction



(1) Screw-in the pump head until tighten the valve.



(2) Lift up the lever and the valve will be open. Then, inflate.



(3) Micro adjust the pressure by pressing the air-bleeder.

(4) Push down the lever first. Then, unscrew the pump head.

Made in Taiwan