


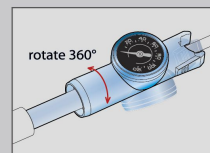
W/EXTRACTABLE HOSE



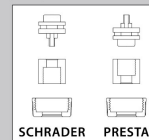
W/EXTRACTABLE HOSE

<input type="checkbox"/> GP-861S max. 80 psi	<input type="checkbox"/> GP-861E Alum barrel max. 80 psi
<input type="checkbox"/> GP-871S max. 120 psi	<input type="checkbox"/> GP-871E Alum barrel max. 120 psi

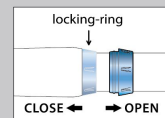
- 1.5" Dial gauge
- The gauge can turn around 360 degrees
- Extractable hose
- Reversible for Presta and Schrader



Instruction



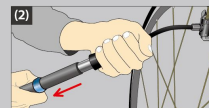
SCHRADER PRESTA



CLOSE ← → OPEN



(1) Engage to the valve of tire. Push down the lever to lock the valve.



(2) Push locking-ring toward pump end-cap direction until handle won't touch locking-ring, then inflate.

(3) After inflating desired pressure, unlock the lever and take the pump head off the tire.