

GIYO

TELESCOPE CNC MINI PUMP WITH EXTRACTABLE HOSE

GP-86LT
M/C/

GP-87LT
M/C/R



GIYO

TELESCOPE CNC MINI PUMP WITH EXTRACTABLE HOSE

GP-86LT
M/C/

GP-87LT
M/C/R

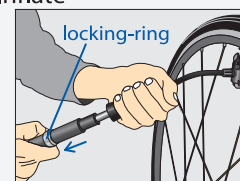
Features

- Telescope
- Dust cap
- Reversible
 - Presta and Schrader with Thumb-Lock lever
- Extractable hose
- Aluminum handle and barrel
- Max. pressure 80 psi (GP-86LT)
- Max. pressure 100 psi (GP-87LT)

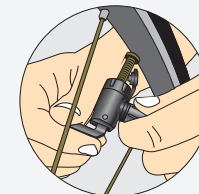
Instruction

OPEN

1. Pull pump head out of the handle hole
2. Pull handle to separate from locking-ring on barrel.
3. Push locking-ring toward pump end-cap direction until handle won't touch locking-ring then engage to the valve of tire. (fig 1)
4. Push down the lever to lock the valve. (fig 2)
5. Inflate



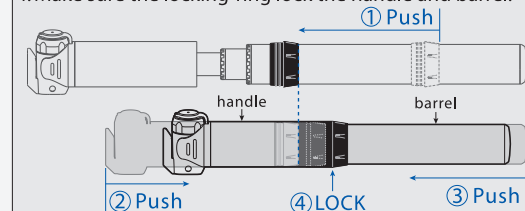
(fig 1)



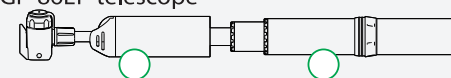
(fig 2)

CLOSE

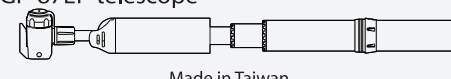
1. Push locking-ring forward the front side.
2. Push the handle to the barrel side.
3. Push the barrel to the handle side.
4. Make sure the locking-ring lock the handle and barrel.



GP-86LT telescope



GP-87LT telescope



Made in Taiwan