

GIYO

CNC MINI PUMP W/THUMB-LOCK CLEVER-TWIN-VALVE

GP-85I
/C/R

GP-86I
M/C/

GP-87I
M/C/R



GIYO

CNC MINI PUMP W/THUMB-LOCK CLEVER-TWIN-VALVE

GP-85I
/C/R

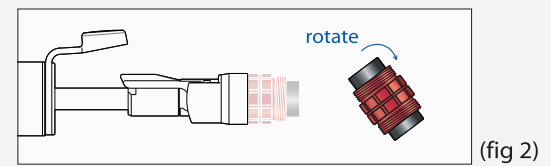
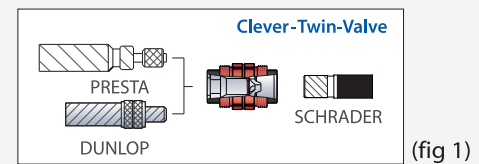
GP-86I
M/C/

GP-87I
M/C/R

Features

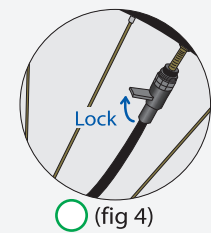
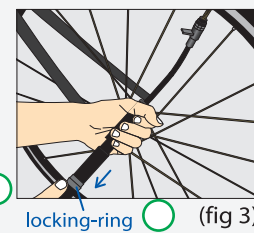
- Aluminum handle and barrel
- Extractable hose
- Thumb-Lock Clever-Twin-Valve for Schrader, Presta, Dunlop & E/V
- Max. pressure 120 psi (GP-85I)
- Max. pressure 80 psi (GP-86I)
- Max. pressure 100 psi (GP-87I)

Instruction



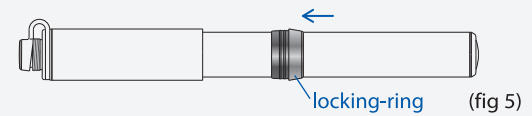
OPEN

1. Pull pump head out of the handle hole.
2. Pull handle to separate from locking-ring on barrel.
3. Push locking-ring toward pump end-cap direction until handle won't touch locking-ring. (fig 3)
4. First choose pump head side (Presta/Dunlop or Schrader) insert into tyre valve then lift up the alum lever to lock. (fig 4)
5. Inflate.



CLOSE

1. Close handle to barrel.
2. Push forward locking-ring to lock handle until handle won't move. (fig 5)




GP-85I



GP-86I



GP-87I



Made in Taiwan