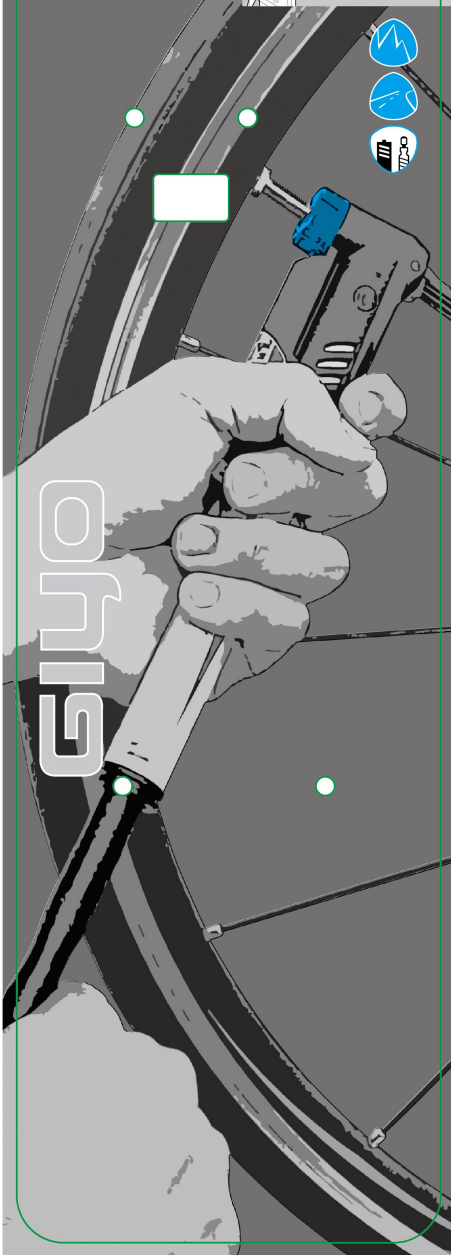
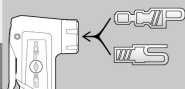
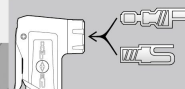


## CLEVER VALVE

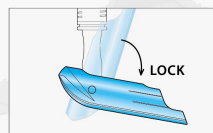


## CLEVER VALVE



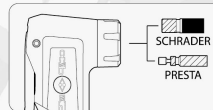
- |   |   |
|---|---|
| <input type="checkbox"/> <b>GP-04CA</b><br>max. 120 psi | <input type="checkbox"/> <b>GP-41CA</b> W/GAUGE<br>max. 120 psi         |
| <input type="checkbox"/> <b>GP-44CA</b><br>max. 120 psi | <input type="checkbox"/> <b>GP-43CA</b> 1.5" Dial Gauge<br>max. 120 psi |
| <input type="checkbox"/> <b>GP-45CA</b><br>max. 100 psi | <input type="checkbox"/> <b>GP-46CA</b> 1.5" Dial Gauge<br>max. 100 psi |

- Clever Valve: Automatically change for Presta and Schrader
- Alum barrel



▲ T-Handle

## Instruction



▲ Clever Valve



(1) Insert pump head to tire valve.



(2) Flip up the lever to securely hold the valve, then inflate.

(3) After inflating desired pressure, unlock the lever and take the pump head off the tire.