

CNC MINI PUMP

MAX. 120 PSI

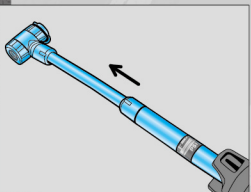


W/SCREW-IN TWIN-VALVE

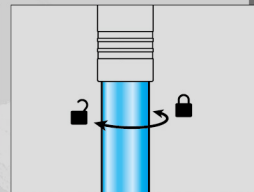
MAX. 120 PSI

- | | | | |
|--------------------------|-------------------------------|--------------------------|--|
| <input type="checkbox"/> | GP-87D
max. 120 psi | <input type="checkbox"/> | GP-871D W/GAUGE
max. 120 psi |
| <input type="checkbox"/> | GM-57D
max. 120 psi | <input type="checkbox"/> | GM-571D W/GAUGE
max. 120 psi |

- Screw-in Twin-Valve for Presta and Schrader
- Alum CNC handle, barrel and valve cap
- Twist-lock system
- Extractable hose

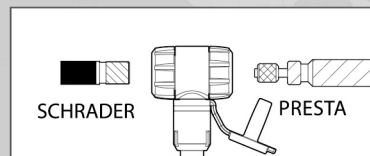


▲ Extractable hose

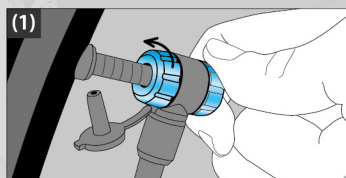


▲ Twist-lock system

Instruction

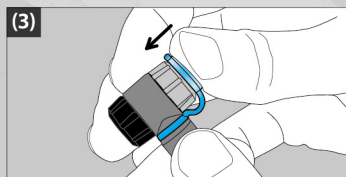


▲ Screw-in Twin-Valve



(1) Choose required valve and screw the pump head on the valve, then inflate to desired pressure.

(2) Unscrew the pump head and detach from the valve.



(3) Cover the dust cap back and put the hose back to the pump.

Made in Taiwan