

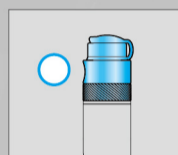
## W/SCREW-IN TWIN-VALVE

MAX. 120 PSI

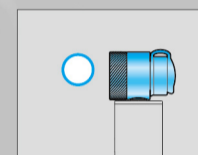
### GM-25D

max. 120 psi

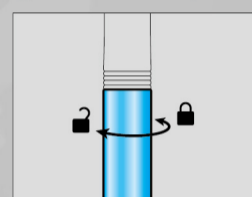
- Screw-in Twin-Valve for Presta and Schrader
- Alum CNC barrel and handle
- Twist-lock system
- Light weight 99g



▲ Storage mode

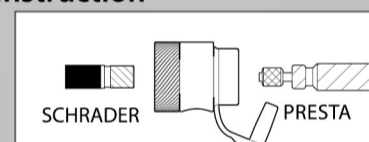


▲ Operating mode



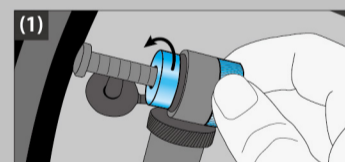
▲ Twist-lock system

### Instruction



SCHRADER PRESTA

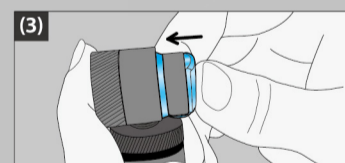
▲ Screw-in Twin-Valve



(1) Choose required valve and screw the pump head on the valve, then inflate to desired pressure.



(2) Unscrew the pump head and detach from the valve.



(3) Put dust cap back to Presta valve side.

Made in Taiwan