

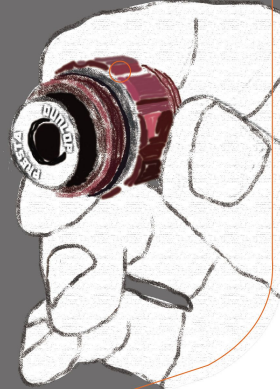


# GIYO

## TUBELESS ALUM FLOOR PUMP

# GIYO

CLEVER-TWIN-VALVE



# GIYO

## TUBELESS ALUM FLOOR PUMP

**GF-94T**  
max.260 psi

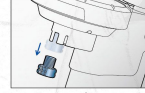
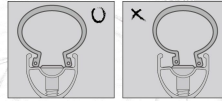
**GF-94TE**  
max.260 psi

**GF-94TA**  
max.260 psi

Built-in "TANK" on pump, special design for Tubeless Tire  
 2.5" Top-mounted gauge  
 Clever-Twin-Valve for Schrader, Presta & Dunlop  
 W/switchable little lever

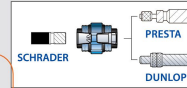
### INSTRUCTION

Ensure the tubeless tire has been installed\* correctly before inflation.

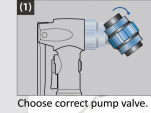


▲ Presta valve core tool (GF-94TA,GF-94TE)

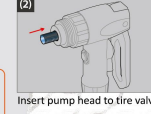
Made in Taiwan



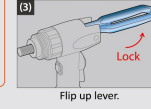
### ▲ Clever-Twin-Valve



Choose correct pump valve.



Insert pump head to tire valve.

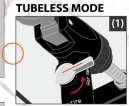


Flip up lever.

### TIRE MODE



(1) Switch little lever to "For tire".  
 (2) Inflate to desired pressure.



Switch little lever to "For tank".



Inflate to TANK on pump and recommended inflating to 220-250 psi.



Switch little lever back to "For tire" then all air one-shot release to the tubeless tire.

(4) Inflating to desired pressure.

(5) After inflating desired pressure, unlock the lever and take the pump head off the tire.