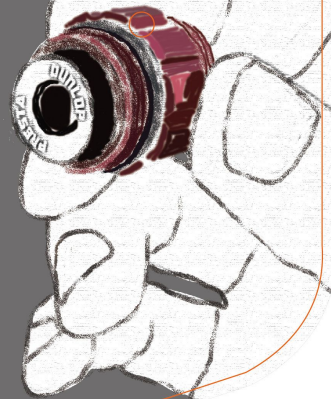




HIGH PRESSURE ALUM FLOOR PUMP

GIYO

CLEVER-TWIN-VALVE



GF-5725
max. 160 psi

2.5" High-Mounted gauge •
Clever-Twin-Valve for Schrader, •
Presta and Dunlop

GF-5825
max. 160 psi

2.5" Top-Mounted gauge •
Clever-Twin-Valve for Schrader, •
Presta and Dunlop

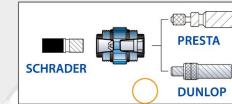
GF-71
max. 180 psi

Oversized 3" big gauge •
Clever-Twin-Valve for Schrader, •
Presta and Dunlop

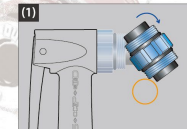
GF-75
max. 160 psi

2.5" Base-Mounted gauge •
Clever-Twin-Valve for Schrader, •
Presta and Dunlop

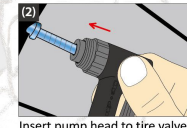
INSTRUCTION



▲ Clever-Twin-Valve



Choose correct pump valve.



Insert pump head to tire valve.



Flip up the lever to securely hold the valve, then inflate.

(4) After inflating desired pressure, unlock the lever and take the pump head off the tire.

Made in Taiwan