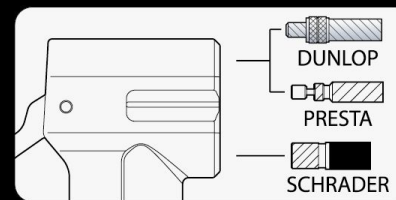


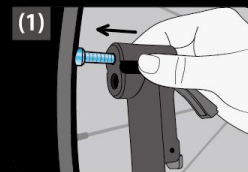
GF-2342 4" GAUGE
max.35/140 psi

- Dual-Scale gauge display for Low Pressure and High Pressure
 - » 0~35psi zone: 1psi digit gap, special for FAT tire and MTB
 - » 35~140psi zone: Fit for Road bike tire and Trekking bike
- 2-Tone handle
- Dual-Hole valve for Presta, Schrader and Dunlop

INSTRUCTION



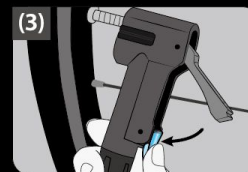
▲ Dual-Hole valve



(1) Choose correct pump valve and insert it to tire valve.



(2) Press the lever to lock pump head on tire valve, then inflate.



(3) After inflating, press the button to release the pump head.

Made in Taiwan