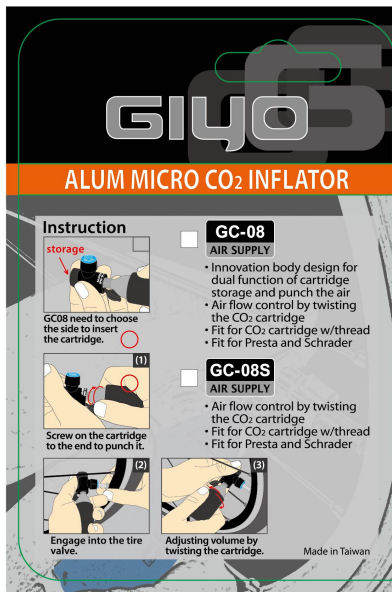


logo:銀色



Instruction

storage



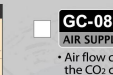
GC08 need to choose the side to insert the cartridge.



Screw on the cartridge to the end to punch it.



Engage into the tire valve.



Adjusting volume by twisting the cartridge.

GC-08

AIR SUPPLY


- Innovation body design for dual function of cartridge storage and punch the air
- Air flow control by twisting the CO₂ cartridge
- Fit for CO₂ cartridge w/thread
- Fit for Presta and Schrader

GC-08S

AIR SUPPLY

- Air flow control by twisting the CO₂ cartridge
- Fit for CO₂ cartridge w/thread
- Fit for Presta and Schrader

Made in Taiwan



SAFETY INFORMATION
IF CO₂ CARTRIDGE STILL CHARGED WITH GAS IT MUST
BE DISCHARGED COMPLETELY BEFORE
REMOVAL.
WHEN REMOVING THE CO₂ CARTRIDGE, POINT THE
MOUTH OR HEAD AWAY FROM YOURSELF AND
OTHERS.